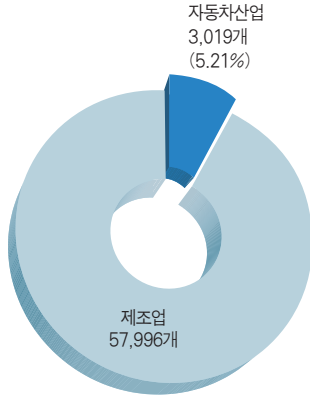
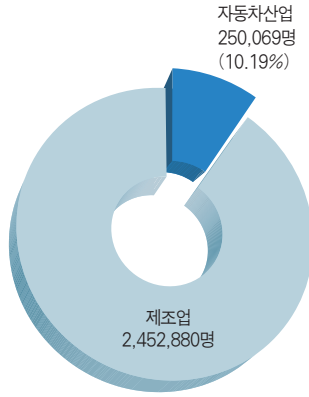


업체수 / 종업원수 / 생산액

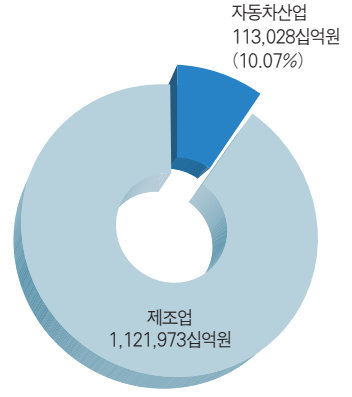
● 업체수 ('09)



● 종업원수 ('09)



● 생산액 ('09)



(단위 : 개, 명, 십억원, %)

연도	업체수(개)			종업원수(명)			생산액(십억원)		
	제조업	자동차산업	비중	제조업	자동차산업	비중	제조업	자동차산업	비중
'88	59,928	1,479	2.47	3,120,486	147,800	4.74	134,331	8,894	6.62
'89	65,684	1,835	2.79	3,093,418	158,140	5.11	148,477	10,767	7.25
'90	68,872	2,138	3.10	3,019,816	186,288	6.17	177,319	16,239	9.16
'91	72,213	2,291	3.17	2,918,015	182,989	6.27	205,699	17,746	8.63
'92	74,679	2,392	3.20	2,801,389	183,856	6.56	226,817	20,249	8.93
'93	88,864	2,655	2.99	2,885,349	192,709	6.68	255,926	23,457	9.17
'94	91,372	2,815	3.08	2,929,898	209,665	7.16	299,246	28,788	9.62
'95	96,202	3,070	3.19	2,951,885	220,601	7.47	364,821	35,090	9.62
'96	97,144	3,362	3.46	2,897,672	236,074	8.15	401,953	40,855	10.16
'97	92,138	3,083	3.35	2,697,568	223,924	8.30	434,895	44,181	10.16
'98	79,545	2,589	3.25	2,323,902	184,449	7.94	425,008	32,123	7.56
'99	91,156	3,011	3.30	2,507,726	195,470	7.79	479,733	45,769	9.54
'00	98,110	3,200	3.26	2,652,590	203,952	7.69	564,834	53,889	9.54
'01	105,873	3,456	3.26	2,647,995	200,069	7.56	583,793	62,302	10.67
'02	110,355	3,534	3.20	2,695,911	212,051	7.87	634,199	70,415	11.10
'03	112,662	3,601	3.20	2,735,493	220,059	8.04	677,371	74,904	11.06
'04	113,310	3,639	3.21	2,798,192	246,946	8.83	794,853	88,064	11.08
'05	114,956	4,187	3.64	2,808,326	266,528	9.49	842,023	100,679	11.96
'06	58,928	3,177	5.39	2,484,405	267,638	10.77	859,673	109,779	12.77
'07	61,785	3,271	5.29	2,507,598	268,380	10.70	948,644	117,676	12.40
'08	58,459	3,037	5.20	2,454,263	259,435	10.57	1,122,986	118,296	10.53
'09	57,996	3,019	5.21	2,452,880	250,069	10.19	1,121,973	113,028	10.07

• 자동차산업은 자동차부품 및 트레일러 포함
• 자료 : 통계청 「광업·제조업조사보고서」

• 표준산업분류 제9차 개정('07.12)으로 '06년 이후 재분류