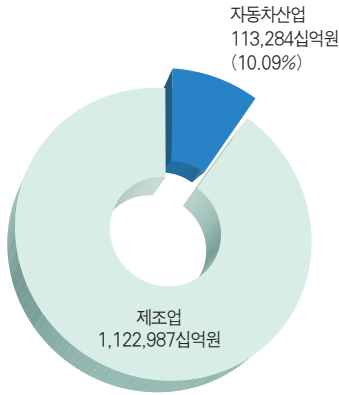
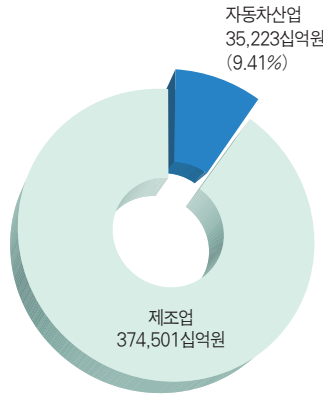


출하액 / 부가가치 / 수출액

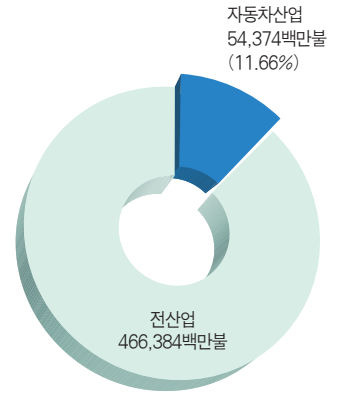
● 출하액 ('09)



● 부가가치 ('09)



● 수출액 ('10)



(단위 : 십억원, 백만원, %)

연도	출하액(십억원)			부가가치(십억원)			수출액(백만원)		
	제조업	자동차산업	비중	제조업	자동차산업	비중	전산업	자동차산업	비중
'88	133,081	8,808	6.62	48,342	3,012	6.23	60,696	3,783	6.23
'89	146,260	10,647	7.28	54,959	3,584	6.52	62,377	2,485	3.98
'90	175,234	16,088	9.18	70,925	5,839	8.23	65,016	2,369	3.64
'91	202,529	17,487	8.63	86,367	6,637	7.69	71,870	2,750	3.83
'92	224,599	20,034	8.92	96,018	7,358	7.66	76,632	3,357	4.38
'93	254,399	23,445	9.22	108,522	8,414	7.75	82,236	5,099	6.20
'94	296,167	28,426	9.60	129,611	10,055	7.76	96,013	6,014	6.26
'95	358,888	34,528	9.62	159,448	13,081	8.20	125,058	9,378	7.50
'96	397,847	40,564	10.20	174,215	15,057	8.64	129,715	11,862	9.15
'97	431,025	43,443	10.08	181,085	17,790	9.82	136,164	12,799	9.40
'98	425,190	32,319	7.60	176,731	12,543	7.10	132,313	11,707	8.85
'99	477,987	45,560	9.53	200,935	17,492	8.71	143,685	13,200	9.19
'00	559,408	53,379	9.54	219,425	20,575	9.38	172,268	15,343	8.91
'01	583,218	62,869	10.78	221,860	24,400	11.00	150,439	15,545	10.33
'02	631,338	70,209	11.12	242,300	26,509	10.94	162,471	17,483	10.76
'03	672,591	73,969	11.00	255,813	28,270	11.05	193,817	23,346	12.05
'04	788,633	87,656	11.11	301,863	30,114	9.98	253,845	32,502	12.80
'05	838,787	100,779	12.01	307,510	32,950	10.72	284,419	37,958	13.35
'06	856,135	109,210	12.76	304,141	36,292	11.93	325,465	43,152	13.26
'07	944,713	117,109	12.40	329,011	38,415	11.68	371,489	49,720	13.38
'08	1,113,309	117,807	10.58	367,630	37,672	10.25	422,007	48,982	11.61
'09	1,122,987	113,284	10.09	374,501	35,223	9.41	363,534	37,122	10.21
'10	-	-	-	-	-	-	466,384	54,374	11.66

• 자동차산업은 자동차부품 및 트레일러 포함. 자동차산업 수출액은 완성차(MTI 741), 부품(MTI 742) 포함
 • 표준산업분류 제9차 개정('07.12)으로 '06년이후 재분류
 • 자료 : 통계청 「광업·제조업통계조사보고서」, 한국무역협회 「무역통계」